

# FIRESTAR

Timberwolf



Pre-Engineered to Save you Time and Money.  
Unit shown may have optional equipment.



**Designed for quick delivery, this unit is a base model with a wide variety of pre-packaged options. The Firestar Series, with pre-engineered options, can be designed to meet your department's needs.**

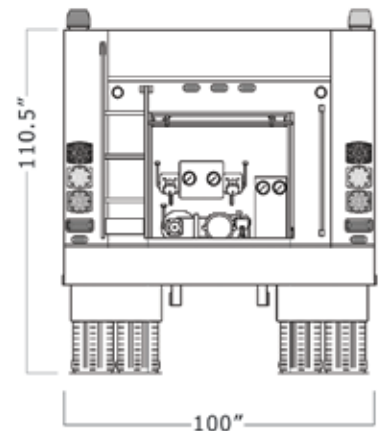
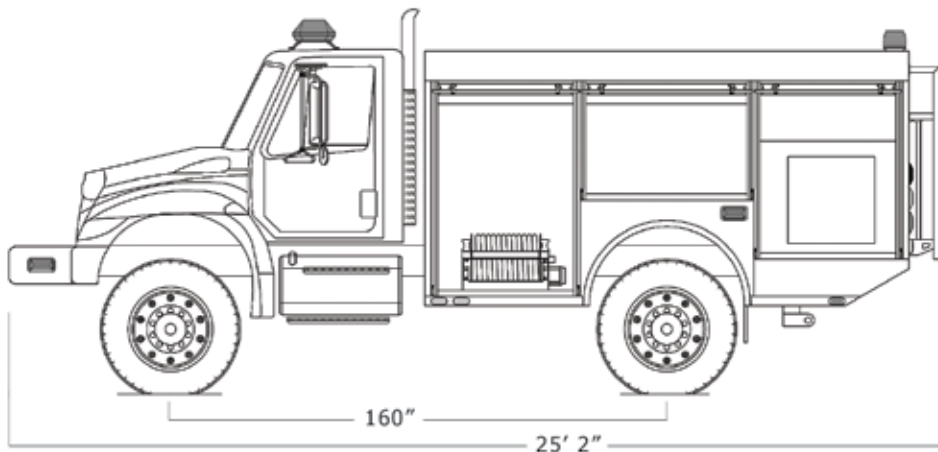
## Commercial Chassis

- » International 7300 4x4 Chassis (with Two Door Cab)
- » International MaxxForce DT 230 Hp Diesel Engine
- » 3500 EVS Series Allison Automatic Transmission
- » 270 Amp Alternator
- » 12,000 lb. Front Axle
- » 21,000 lb. Rear Axle
- » ABS Braking System (Air)
- » Air Conditioning
- » Seat Belt Monitoring System
- » Vehicle Data Recorder (VDR)
- » Vertical Exhaust
- » White Steel Wheels
- » 20" Front Bumper Extension

## Body

- » Heavy-Duty Extruded Alum. Body & Sub-Frame
- » Rosenbauer NH 1000 GPM Pump
- » Full Pump-and-Roll Capabilities
- » Stainless Steel Plumbing
- » Electronic Governor/Gauge Package
- » 500 Gallon Poly Tank
- » 30 Gallon Poly Foam Tank
- » Rosenbauer Fix-Mix HP Foam Proportioning System
- » Rear Pump Controls
- » Brushed Stainless Steel Pump Panel
- » One 6" NST Rear Pump Inlet
- » One 2-1/2" NST Gated Rear Pump Inlet
- » Two 2-1/2" Rear Preconnects
- » Two 2-1/2" Rear Discharges
- » 1-1/2" Electric Operated Tank Refill Line
- » One Booster Reel HP with 150' of 3/4" Hose
- » Vinyl Hose Bed Cover
- » Color-Coded Pump Panel Tags
- » One 4" Air Operated Tank to Pump Line
- » Five 2-1/2" Liquid Filled Discharge Gauges
- » Roll-Up Doors
- » Aluminum Fold-Down Rear Access Ladder
- » 24" Full Depth/Full Height Right & Left Side Compartments (500 gallon tank only)
- » 26 Degree Angle of Departure
- » 4" White Reflective Straight Stripe
- » Chevron Style Reflective Striping (on the Rear Body Face)
- » Whelen LED Lower Light Package (Including Tail Lights)
- » Whelen LED Light Bar w/ Halogen Upper Rear Rotators
- » Whelen Siren Package
- » Tire Pressure Indicator System
- » Tilt Table Tested
- » 5 Year Paint Warranty
- » 5 Year Body Warranty

**Price:** \$ \_\_\_\_\_



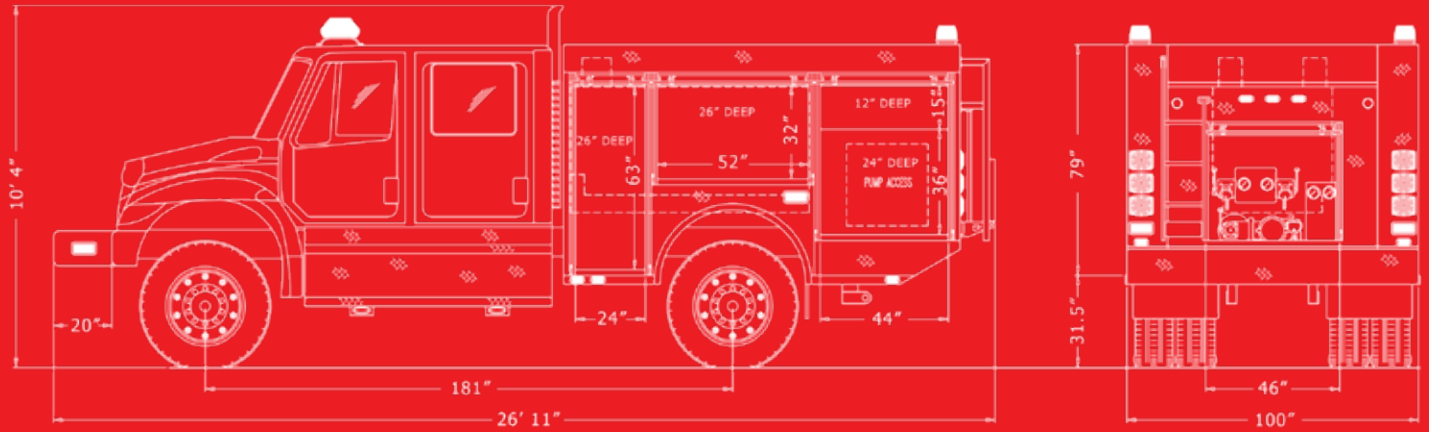
# OPTIONS

<input type="checkbox"/>	Four door cab with four SCBA seats (with treadplate step enclosures and booster reel located under RH crew door)		\$ _____
<input type="checkbox"/>	International MaxxForce DT 315 hp diesel engine (with 3500 EVS series Allison automatic transmission)		\$ _____
<input type="checkbox"/>	International MaxxForce DT 270 hp diesel engine (with 3500 EVS series Allison automatic transmission)		\$ _____
<input type="checkbox"/>	23,000 lb. rear axle (required with 750 gallon water tank option)		\$ _____
<input type="checkbox"/>	Engine exhaust brake		\$ _____
<input type="checkbox"/>	Painted roll-up doors		\$ _____
<input type="checkbox"/>	Four wheel well SCBA tank compartments		\$ _____
<input type="checkbox"/>	Adjustable shelves	Qty: _____ x \$ _____	\$ _____
<input type="checkbox"/>	Hosebed dividers	Qty: _____ x \$ _____	\$ _____
<input type="checkbox"/>	Roll-out trays	Qty: _____ x \$ _____	\$ _____
<input type="checkbox"/>	Polished aluminum wheels		\$ _____
<input type="checkbox"/>	Painted steel wheels to match apparatus color		\$ _____
<input type="checkbox"/>	Tread plate cab step trim (two door cab)		\$ _____
<input type="checkbox"/>	Tread plate aluminum hosebed covers (requires one hosebed divider - divider not required with equipment package option)		\$ _____
<input type="checkbox"/>	Foam Pro 1600 normal pressure foam system (in addition to Rosenbauer HP Fix-Mix)		\$ _____
<input type="checkbox"/>	Foam Pro 2001 normal pressure foam system (in addition to Rosenbauer HP Fix-Mix)		\$ _____
<input type="checkbox"/>	750 gallon poly tank (requires 23,000 lb. rear axle option)		\$ _____
<input type="checkbox"/>	Whelen PS tank LED water tank gauges (one mounted on each side of body)		\$ _____
<input type="checkbox"/>	Hose reel nozzle mounts	Qty: _____ x \$ _____	\$ _____
<input type="checkbox"/>	Rosenbauer NePiro high pressure hose reel nozzles	Qty: _____ x \$ _____	\$ _____
<input type="checkbox"/>	1" electrically operated, HP top-of-body, self-protection sprinklers (recommended for Wildland application)		\$ _____
<input type="checkbox"/>	One 2-1/2" air-operated rear direct tank fill (recommended for Wildland application)		\$ _____
<input type="checkbox"/>	Remote control, high pressure front bumper turret with 1-1/2" electric valve		\$ _____
<input type="checkbox"/>	1" electrically operated, high pressure front and rear ground sweeps (recommended for Wildland application)		\$ _____
<input type="checkbox"/>	2 <sup>nd</sup> Booster HP reel with 150' of 3/4" hose and two door cab (recommended for Wildland application)		\$ _____
<input type="checkbox"/>	2 <sup>nd</sup> Booster HP reel with 150' of 3/4" hose and four door cab (recommended for Wildland application)		\$ _____
<input type="checkbox"/>	Code 3 LED light package		N/C
<input type="checkbox"/>	Federal Signal LED light package		\$ _____
<input type="checkbox"/>	Honda 5 kW generator (with two 750 Watt telescoping lights, switched at circuit breaker panel)		\$ _____
<input type="checkbox"/>	Onan 8 kW hydraulic generator (with two 750 Watt telescoping lights, switched at circuit breaker panel)		\$ _____
<input type="checkbox"/>	Combination battery charger and air compressor with auto eject connection		\$ _____
<input type="checkbox"/>	Two hood mounted air horns		\$ _____
<input type="checkbox"/>	Equipment package (includes one 22' three-section ladder, two 6" x 10' flexible PVC suction hoses, one 10' folding attic ladder, one 6' fiberglass round handle pike pole, one 10' roof ladder, one 10' fiberglass round handle pike pole, one 6" barrel type suction strainer)		\$ _____
<input type="checkbox"/>	Apparatus color: <input type="checkbox"/> Red <input type="checkbox"/> White		N/C
<input type="checkbox"/>	Two tone paint, two door cab (upper is white; lower code: _____)		\$ _____
<input type="checkbox"/>	Two tone paint, four door cab (upper is white; lower code: _____)		\$ _____
<input type="checkbox"/>	Lettering		\$ _____
<input type="checkbox"/>	Wheel chocks with mounts		\$ _____
<input type="checkbox"/>	DOT Emergency Road Kit		\$ _____

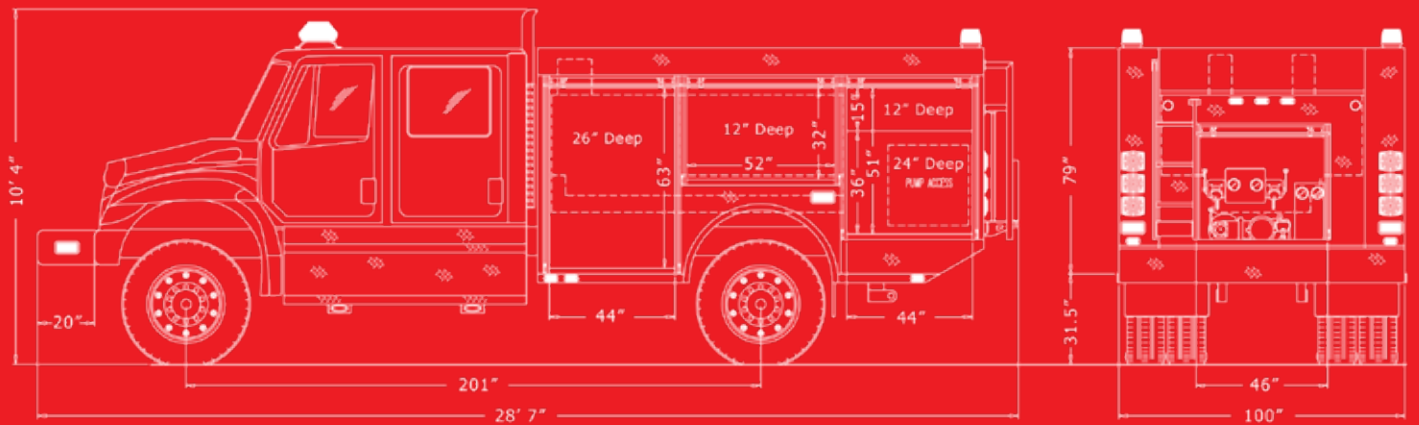
**Total Options Cost:** \$ \_\_\_\_\_

Prices valid through 12/31/11

## 500 Gallon



## 750 Gallon



South Dakota Division  
100 Third Street  
Lyons, SD 57041  
605.543.5591

Minnesota Division  
5181 260th Street  
Wyoming, MN 55092  
651.462.1000

Aerials Division  
870 South Broad Street  
Fremont, NE 68025  
402.721.7622

Sales Division  
605.543.5591  
info@rosenbaueramerica.com